

Product specification sheet

Floor box with IP 67

Type: STAKOHOME-7022-A 2x socket 230V, 2x CEE 5/16A 400V/6h or 5/32A 400V/6h

Description:

The body and lid are made of solid aluminum (lid without thread is opened with a special key) If this version is installed correctly, cars can pass over it (load capacity 900kg). It is suitable for outdoor use. Bottom 3xM25.

Installation instructions:

Use cable fittings with degree of protection IP 67. Use only flexible cables to ensure the degree of protection. Use a spirit level to push the underground socket into a mortar bed, etc. and level the screed or similar material with the ground. The rest is then filled with mortar. The box must be regularly cleaned of dirt, otherwise the type of protection cannot be guaranteed. The connection may only be carried out by an authorized electrician. Use cable bushing / glands according to the size / cross-section of the installed cable. Secure the cable entries (eg with a sealing compound) so that the intake is sealed and water / moisture does not get into the socket.

Maintenance: the floor box must be checked regularly and cleaned (especially at the bottom of the lid and around the seal. When closing the floor box (due to tightness), it is necessary to push the lid to the stop

The lid does not have a screw-in thread, when closing the lid is only pushed into the box. The key is used to remove the lid.



Fields of application: Outdoor and indoor, floor box has IP 67 protection when closed.

Technical Data:

Material: Body and lid – anodized aluminium
Size: Ø 250x150 mm
Weight: aprox 6400g
Load capacity: 900kg
Equipment: 230V, VGA, RJ45, XLR, TAE, CEE.

Note: Printing errors and alterations reserved



stakohome®

Stakohome Network s.r.o.

IČ: 27213064, DIČ: CZ27213064

tel.: +420 226 517 522

fax: +420 226 517 379

stakohome@stakohome.cz

www.stakohome.cz

www.intelligentni-byt.cz

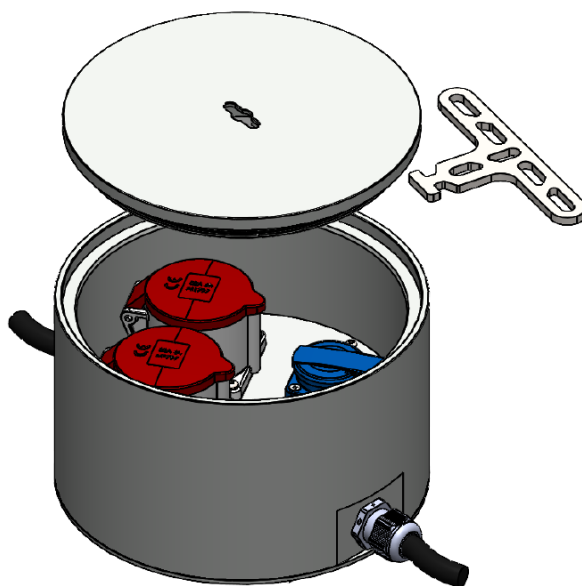
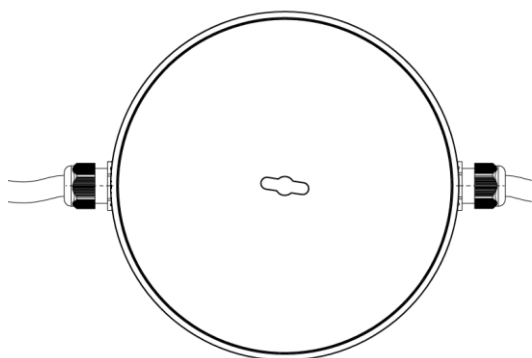
Invoice address: Podnikatelská 565, 190 11 Praha 9, Běchovice
Showroom and delivery address: Aloisovská 934/8, 198 00 Praha 9,
Hloubětín

Technical sheet

Floor box with IP67

Type: STAKOHOME-7022-A
Type: STAKOHOME-7022-Anw

2xCEE 400V 5/16A or 5/32A, 2x230V
2xCEE 400V 5/16A or 5/32A, 1x230V, 2xRJ45 Cat.6a



Note: Printing errors and alterations reserved

stakohome®

Stakohome Network s.r.o.

IČ: 27213064, DIČ: CZ27213064

tel.: +420 226 517 522

fax: +420 226 517 379

stakohome@stakohome.cz

www.stakohome.cz

www.intelligentni-byt.cz


Invoice address: Podnikatelská 565, 190 11 Praha 9, Běchovice
Showroom and delivery address: Aloisovská 934/8, 198 00 Praha 9,
Hloubětín



pic.1: cable connection

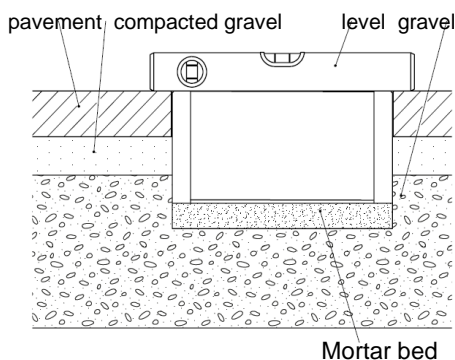
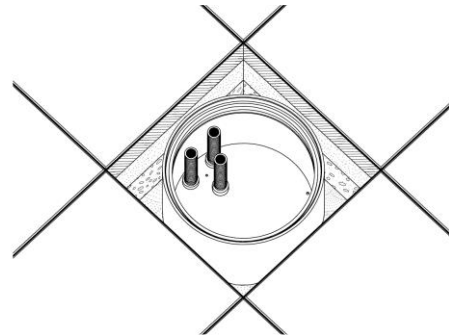
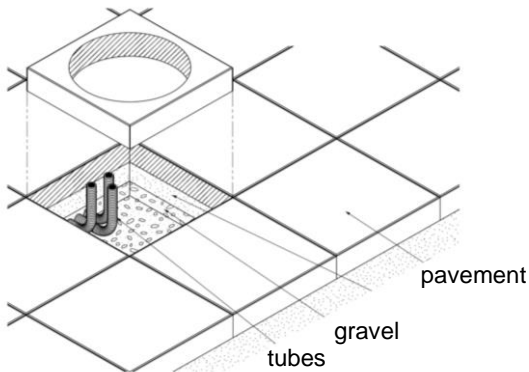


pic.2: use the key to pull up the lid



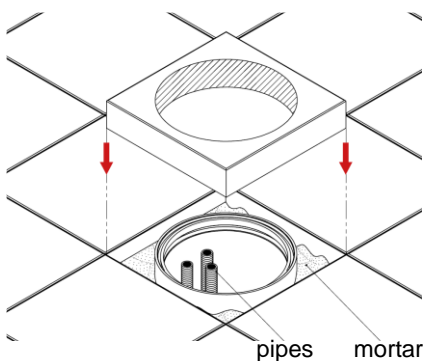
INSTALATION MANUAL (for STAKOHOME-7012-A, 7022-A, 7012-63)

Prepare the pipes with the appropriate cables routed in the place provided for the underground socket. Pull out the lid, and unscrew the socket carrier together with the 400V socket (or 230V, if any) from the box and screw in the cable gland (s). Route the cables through the cable gland into the box and leave enough space for connection. Use cable glands according to the size / cross-section of the installed cable. Secure the cable entries (e.g., with sealing compound) so that the input is sealed and water / moisture does not get into the socket. Use cable glands with degree of protection IP 67/68.



Use a spirit level to push the floor box into a mortar bed, etc. or similar material and level it with the final terrain

The rest (around the floor box) is then filled with mortar. Make sure mortar does not get into floor box.



Lay the final floor / tiles.

Then connect the drawers and screw the drawer carrier into the box and push the lid in box.

The floor box lid must be level with the surrounding floor / tiles.

stakohome®

Stakohome Network s.r.o.

IČ: 27213064, DIČ: CZ27213064

tel.: +420 226 517 522

fax: +420 226 517 379

stakohome@stakohome.cz

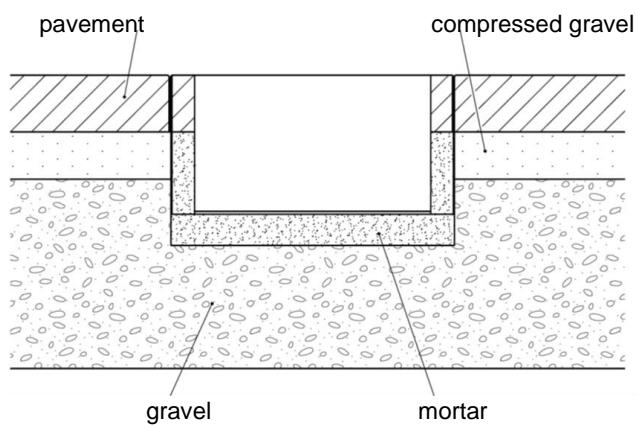
www.stakohome.cz

www.intelligentni-byt.cz

Invoice address: Podnikatelská 565, 190 11 Praha 9, Běchovice

Showroom and delivery address: Aloisovská 934/8, 198 00 Praha 9,

Hloubětín



Note: The floor structure is illustrative only. It may vary according to specific conditions and requirements.

The box must be regularly cleaned of dirt, otherwise the type of protection cannot be guaranteed.

stakohome[®]

Stakohome Network s.r.o.

IČ: 27213064, DIČ: CZ27213064

tel.: +420 226 517 522

fax: +420 226 517 379

stakohome@stakohome.cz

www.stakohome.cz

www.intelligentni-byt.cz

Invoice address: Podnikatelská 565, 190 11 Praha 9, Běchovice
Showroom and delivery address: Aloisovská 934/8, 198 00 Praha 9,
Hloubětín